

Scaled data based on original data using
LM-79-08 Approved Method: Electrical and Photometric Measurements of Solid-
State Lighting Products

Test Report Prepared for
Cooper Lighting Solutions
(formerly Eaton)

Brand: INVUE

Report Number: P141540

Luminaire Tested: **ECM-E01-LED-E1-SLR**

Issue Date: 03/03/2020

Test Information

Test Method: LM-79-08
Report Number: P141540
REPORT IS SCALED FROM IESNA LM-79-08 TEST DATA (P33693)
Test Lab: INNOVATION CENTER-P3
Issue Date: 03/03/2020
Manufacturer: COOPER LIGHTING SOLUTIONS (FORMERLY EATON)
Product Line: INVUE
Catalog Number: ECM-E01-LED-E1-SLR
Description: EPIC CLASSICAL MEDIUM DECORATIVE LED LUMINAIRE
(1) LIGHTBARS WITH AccuLED OPTICS - 90° SPILL LIGHT ELIMINATOR RIGHT
Light Source: (21) 4000K CCT, 70 CRI LEDs
Ballast/Driver: -

Summary

Lumens per Lamp: N/A
Luminaire Lumens: 2615.5 lumens
Efficiency: N/A
Efficacy: 105.9 lumens/watt
Luminous Opening: Rectangular (W 0.17' x L: 1' x H: 0')
IES Classification: Type IV - Short - Non-Cutoff
BUG Rating: B1 - U0 - G2

Input Watts (W): 24.7
Input Voltage (V): NR
Input Current (Ain): NR
Voltage Rise (V): NR
Power Factor: NR
Total Harmonic Distortion (THDi): NR
Frequency (hertz): 60
Stabilization Time: NR
Operation Time: NR
Ambient Temperature (°C): NR
Test Distance: 25 FT

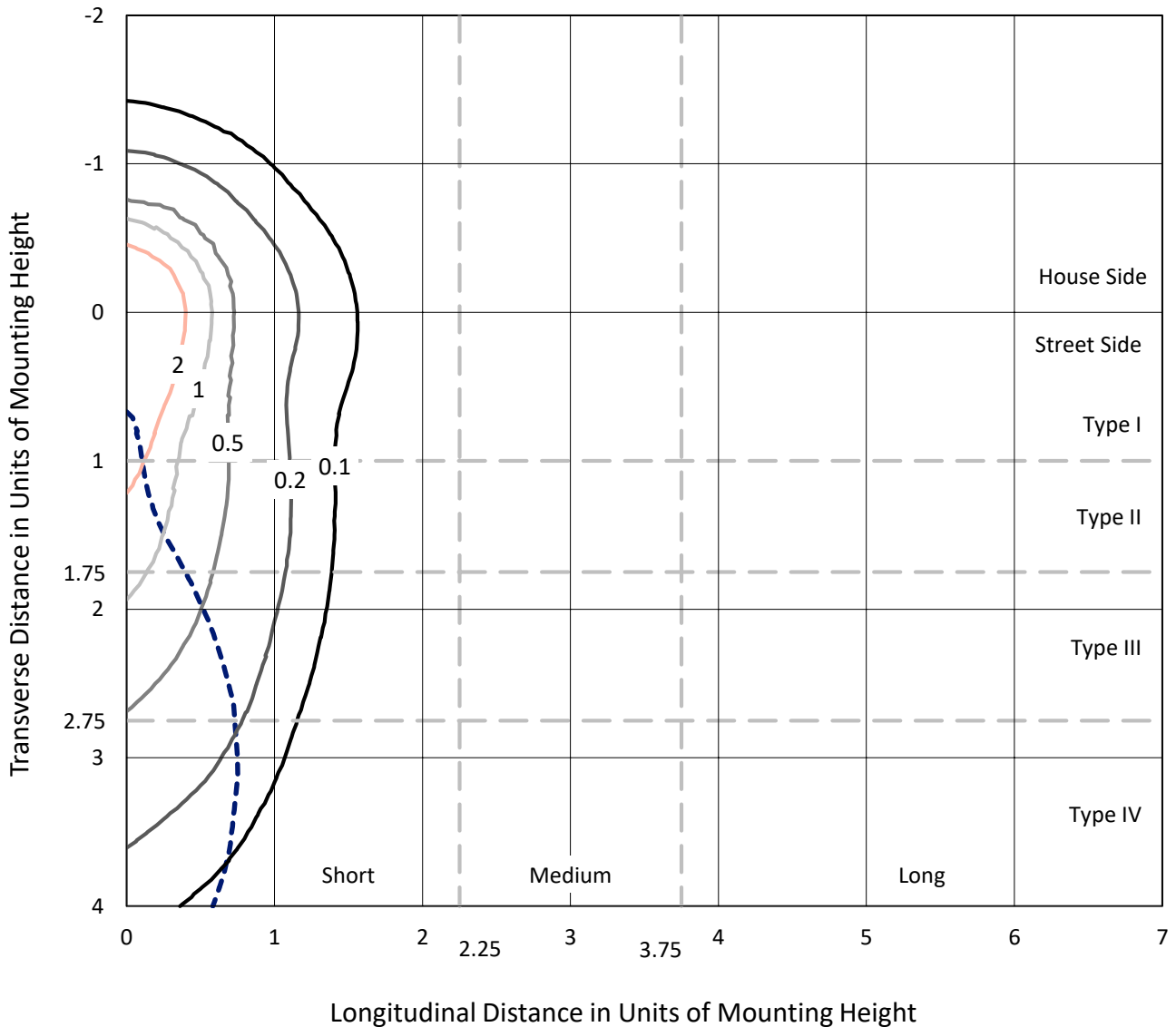


REPORT NUMBER: P141540

CATALOG NUMBER: ECM-E01-LED-E1-SLR

Iso-Footcandle Lines of Horizontal Illumination

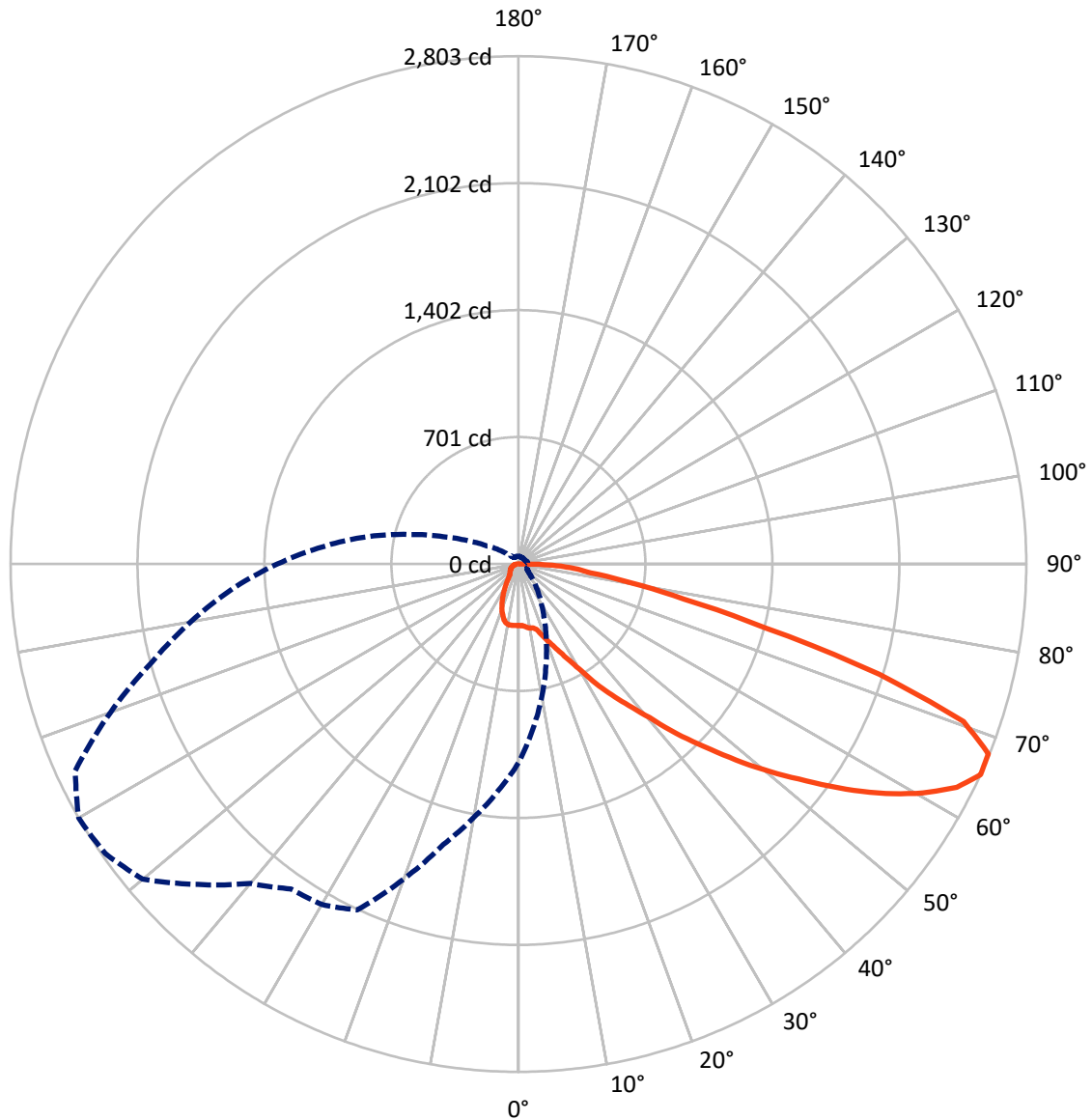
× Max cd
 - - - 1/2 Max cd



Based on 10 foot mounting height. Maximum calculated value = 3.5 fc
 Type IV - Short - Non-Cutoff

REPORT NUMBER: P141540
CATALOG NUMBER: ECM-E01-LED-E1-SLR

Luminous Intensity Polar Plot



— Vertical Plane Through 300-Deg Lateral - - - Horizontal Cone Through 65-Deg Vertical

REPORT NUMBER: P141540

CATALOG NUMBER: ECM-E01-LED-E1-SLR

FLUX DISTRIBUTION:

		Downward	Upward	Total
House Side	Lumens	485.1	0.0	485.1
	% Fixture	18.5	0.0	18.5
Street Side	Lumens	2130.4	0.0	2130.4
	% Fixture	81.5	0.0	81.5
Total	Lumens	2615.5	0.0	2615.5
	% Fixture	100.0	0.0	100.0

Coefficient of Utilization

ZONAL LUMENS:

Zone	Lumens	% Fixture
0°-10°	32.9	1.3
10°-20°	98.8	3.8
20°-30°	164.1	6.3
30°-40°	239.9	9.2
40°-50°	365.0	14.0
50°-60°	524.7	20.1
60°-70°	645.0	24.7
70°-80°	431.5	16.5
80°-90°	113.5	4.3
90°-100°	0.0	0.0
100°-110°	0.0	0.0
110°-120°	0.0	0.0
120°-130°	0.0	0.0
130°-140°	0.0	0.0
140°-150°	0.0	0.0
150°-160°	0.0	0.0
160°-170°	0.0	0.0
170°-180°	0.0	0.0
0°-90°	2615.5	100.0
0°-180°	2615.5	100.0



REPORT NUMBER: P141540

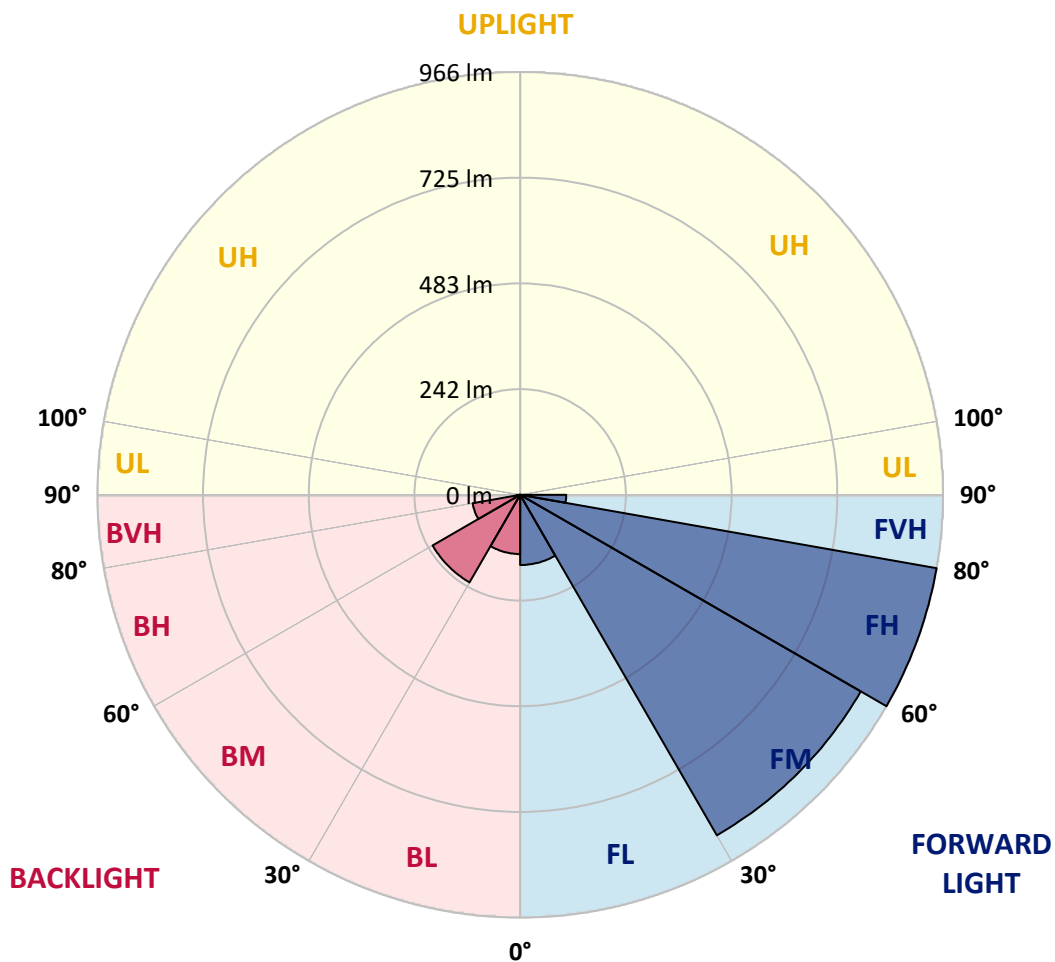
CATALOG NUMBER: ECM-E01-LED-E1-SLR

LUMINAIRE CLASSIFICATION SYSTEM LUMEN TABLE AND BUG RATING:

Zone		Lumens	% Fixture	Zone Rating/Lumen Limit		
				B	U	G
FL	(0°-30°)	160.4	6.1			
FM	(30°-60°)	898.5	34.4			
FH	(60°-80°)	966.2	36.9			G1/1800
FVH	(80°-90°)	105.3	4.0			G2/225
BL	(0°-30°)	135.4	5.2	B1/500		
BM	(30°-60°)	231.1	8.8	B1/1000		
BH	(60°-80°)	110.4	4.2	B1/500		G1/500
BVH	(80°-90°)	8.3	0.3			G0/10
UL	(90°-100°)	0.0	0.0		U0/0	
UH	(100°-180°)	0.0	0.0		U0/0	

BUG Rating: B1-U0-G2

Type IV Short





REPORT NUMBER: P141540

CATALOG NUMBER: ECM-E01-LED-E1-SLR

CANDELA DISTRIBUTION (FULL):

	0°	5°	10°	15°	20°	25°	30°	35°	40°	45°	50°
0°	340.0	340.0	340.0	340.0	340.0	340.0	340.0	340.0	340.0	340.0	340.0
2.5°	340.3	341.3	341.3	340.7	340.3	340.7	341.0	340.7	341.0	341.7	341.3
5°	336.0	336.7	337.0	337.0	337.0	337.7	338.7	338.3	339.3	340.0	340.0
7.5°	325.7	327.0	327.0	327.3	328.0	329.0	330.7	331.3	333.0	335.3	336.0
10°	319.3	319.7	318.7	318.3	319.0	321.0	322.0	323.7	326.3	329.0	331.7
12.5°	321.0	321.3	319.7	320.0	320.0	321.0	324.0	325.3	326.3	328.0	330.7
15°	334.7	334.7	332.7	333.3	333.7	335.0	335.0	332.7	332.0	330.3	329.0
17.5°	353.0	350.3	350.0	349.7	351.0	349.7	346.7	341.3	335.0	328.3	323.0
20°	372.0	372.3	370.3	370.0	366.3	361.7	353.0	342.3	331.0	320.7	310.0
22.5°	400.3	401.0	397.3	390.0	382.0	369.7	354.0	337.7	321.3	307.0	294.7
25°	443.3	436.3	428.0	412.7	392.3	370.7	349.0	328.7	307.3	288.3	272.7
27.5°	486.0	472.0	449.7	424.7	396.0	368.0	342.3	315.0	289.7	266.7	248.7
30°	525.7	499.7	467.7	432.0	395.3	359.3	326.7	295.7	265.7	241.0	219.7
32.5°	566.0	528.0	483.7	433.7	385.3	342.3	304.7	269.0	239.3	209.3	186.3
35°	616.7	559.3	493.3	427.3	368.0	315.7	275.3	241.3	209.3	179.0	155.0
37.5°	663.0	584.3	498.3	416.7	345.3	288.0	243.7	209.0	179.0	153.3	132.7
40°	697.0	600.7	497.7	403.0	322.3	259.7	216.0	184.7	157.7	137.3	121.3
42.5°	723.7	610.0	494.3	390.0	302.3	239.0	198.0	169.3	148.0	131.7	119.3
45°	742.0	616.7	492.3	379.7	289.0	229.0	192.0	168.0	150.0	135.3	121.3
47.5°	758.0	624.3	491.7	375.0	286.0	232.0	200.0	178.3	158.7	139.7	121.0
50°	774.0	632.0	497.7	382.7	297.3	248.7	218.7	191.0	164.0	138.3	115.3
52.5°	796.0	654.3	520.0	404.7	322.0	272.0	236.3	201.3	165.0	135.0	110.0
55°	829.0	689.0	552.0	433.7	348.7	297.3	250.7	205.3	164.0	131.3	105.0
57.5°	883.0	740.0	595.7	474.0	383.3	317.0	258.7	207.0	161.7	127.3	101.0
60°	951.3	798.3	650.7	516.3	413.0	330.7	262.0	206.3	158.3	122.7	95.3
62.5°	1029.0	862.3	700.3	555.0	434.3	337.0	260.7	201.0	150.7	113.0	87.3
65°	1097.3	913.3	742.0	586.0	447.7	337.0	252.3	188.7	137.0	99.3	77.0
67.5°	1153.3	956.3	774.0	604.0	449.0	325.3	232.3	166.3	115.3	82.3	65.0
70°	1182.7	970.0	784.0	602.0	426.7	291.7	195.7	129.3	84.7	64.0	52.3
72.5°	1150.3	937.7	741.3	544.0	356.0	217.7	137.0	88.0	60.7	49.7	43.3
75°	1023.7	795.7	617.0	420.7	255.0	135.7	85.0	61.7	48.0	41.3	38.0
77.5°	764.3	593.0	424.7	266.3	146.0	82.3	59.7	47.0	40.3	36.3	33.3
80°	480.7	365.3	255.3	146.7	83.3	60.7	49.7	42.0	36.7	31.7	28.7
82.5°	267.7	194.7	130.0	83.7	58.0	49.0	43.0	38.7	32.7	27.7	24.7
85°	183.0	120.3	82.0	55.0	40.0	35.7	32.0	29.3	25.0	21.0	19.3
87.5°	74.3	69.3	50.3	22.0	16.3	14.7	13.0	16.0	13.3	10.3	9.7
90°	0.0	0.0	0.0	0.0	0.0	0.0	0.0	0.0	0.0	0.0	0.0



REPORT NUMBER: P141540

CATALOG NUMBER: ECM-E01-LED-E1-SLR

CANDELA DISTRIBUTION (continued):

	55°	60°	65°	70°	75°	80°	85°	90°	95°	100°	105°
0°	340.0	340.0	340.0	340.0	340.0	340.0	340.0	340.0	340.0	340.0	340.0
2.5°	342.0	341.3	341.7	341.3	341.0	340.7	340.3	340.7	340.0	340.3	340.3
5°	341.0	340.3	341.3	341.0	340.3	340.3	340.0	340.0	340.0	340.0	340.3
7.5°	338.0	338.0	339.0	339.0	338.3	338.3	337.7	337.3	337.3	337.7	338.3
10°	334.0	335.0	336.7	336.0	334.7	334.0	333.0	332.3	332.0	332.7	333.3
12.5°	331.0	331.7	330.7	329.7	327.7	325.3	325.0	323.3	322.3	324.0	324.0
15°	326.0	323.3	319.7	316.3	311.7	309.3	306.7	306.0	303.7	304.0	305.7
17.5°	315.3	308.3	302.7	299.3	295.3	293.7	290.7	289.0	287.3	285.7	286.7
20°	300.3	292.7	285.3	281.0	274.7	273.3	268.3	268.3	266.3	266.7	268.7
22.5°	281.3	269.7	260.3	255.0	248.3	245.7	243.3	241.7	240.7	242.7	240.3
25°	256.3	242.3	233.7	226.0	218.7	216.0	213.0	212.0	212.3	211.0	213.3
27.5°	230.7	213.3	204.0	195.3	190.0	185.3	183.0	182.3	181.0	184.7	182.7
30°	198.3	182.7	171.7	162.7	156.3	154.0	151.7	151.0	153.0	150.3	149.0
32.5°	165.7	148.7	139.3	131.7	127.0	122.3	121.7	120.3	118.0	121.0	120.3
35°	136.0	121.7	112.0	107.3	101.0	99.0	95.0	94.0	94.3	95.0	94.7
37.5°	118.0	108.0	99.3	93.0	88.3	85.7	84.3	83.0	83.0	82.3	82.0
40°	109.7	101.3	93.3	87.3	83.7	81.7	80.3	79.0	78.0	77.0	76.0
42.5°	108.3	98.3	89.3	83.3	80.0	79.3	79.0	78.0	76.7	75.0	73.7
45°	107.3	94.7	85.3	80.0	77.7	77.3	77.3	76.3	75.3	73.7	71.7
47.5°	104.0	90.0	81.0	77.0	76.0	76.3	76.0	75.0	74.3	72.7	70.3
50°	96.7	83.0	74.3	71.3	71.0	70.7	70.7	70.3	69.7	68.3	66.0
52.5°	90.3	76.7	69.7	67.7	67.0	67.0	66.3	66.0	64.7	63.7	62.0
55°	86.3	73.3	67.3	66.0	66.0	65.7	65.0	64.0	63.0	61.7	59.7
57.5°	82.7	70.7	65.7	64.7	65.0	64.7	64.0	63.3	62.0	60.3	58.0
60°	77.3	66.7	62.3	62.0	62.7	63.3	63.0	62.7	61.7	59.3	56.0
62.5°	69.7	60.0	56.7	57.3	58.0	58.7	58.3	58.0	57.0	55.0	52.0
65°	62.0	55.0	53.0	53.7	54.3	54.3	54.3	53.7	53.0	50.7	48.3
67.5°	54.7	50.3	49.7	50.3	50.7	50.7	51.0	50.3	49.3	47.7	45.3
70°	46.7	44.7	44.7	45.3	45.7	45.3	45.7	44.7	43.7	42.7	40.3
72.5°	41.7	41.7	41.3	41.3	41.3	40.7	40.3	39.7	38.7	37.7	35.7
75°	37.0	37.0	36.7	37.3	36.0	35.0	34.7	34.0	33.0	31.7	30.3
77.5°	31.7	31.0	31.0	32.0	31.7	30.3	29.3	29.0	27.7	26.3	25.7
80°	27.3	26.7	26.7	26.3	25.7	25.3	24.0	22.7	22.3	22.3	21.3
82.5°	24.0	23.7	22.7	22.0	21.0	20.0	19.0	18.3	17.3	17.0	17.3
85°	19.0	19.3	18.3	17.7	16.7	15.3	14.3	13.7	13.0	13.0	14.3
87.5°	11.0	10.3	10.3	10.0	9.7	8.7	8.7	7.7	7.3	9.3	9.7
90°	0.0	0.0	0.0	0.0	0.0	0.0	0.0	0.0	0.0	0.0	0.0

REPORT NUMBER: P141540

CATALOG NUMBER: ECM-E01-LED-E1-SLR

CANDELA DISTRIBUTION (continued):

	110°	115°	120°	125°	130°	135°	140°	145°	150°	155°	160°
0°	340.0	340.0	340.0	340.0	340.0	340.0	340.0	340.0	340.0	340.0	340.0
2.5°	340.7	340.7	339.7	340.3	340.0	340.3	341.7	340.3	340.0	341.0	342.0
5°	340.7	341.3	340.3	341.0	341.0	342.0	343.7	342.7	343.3	344.7	346.0
7.5°	339.3	340.3	340.3	341.7	342.7	344.3	346.7	346.0	347.3	349.3	351.0
10°	335.7	337.3	339.0	341.0	343.3	346.0	349.3	349.3	350.7	353.3	355.0
12.5°	326.7	331.0	333.0	337.7	341.3	345.3	349.0	351.3	352.3	354.7	356.7
15°	308.7	314.0	318.0	323.7	329.7	335.3	341.7	344.0	346.0	347.0	348.0
17.5°	288.0	291.7	294.3	301.7	308.3	313.7	319.7	322.7	325.0	325.0	325.7
20°	271.0	272.7	273.3	273.3	277.3	282.3	290.0	289.0	291.0	289.0	291.0
22.5°	244.7	242.0	243.3	243.3	246.0	245.0	248.0	253.0	252.3	253.7	259.3
25°	212.7	213.0	210.7	210.7	211.0	211.7	213.0	214.3	219.0	224.0	227.7
27.5°	182.3	181.7	180.0	178.7	177.3	179.7	181.3	181.0	187.7	191.7	198.3
30°	149.0	149.0	149.3	148.7	150.0	148.3	151.0	151.7	157.3	161.7	167.7
32.5°	121.3	122.0	122.0	121.7	124.0	122.3	123.7	125.3	129.0	132.7	135.7
35°	96.3	97.3	100.0	101.0	102.0	100.7	102.3	104.3	104.7	108.0	110.3
37.5°	81.7	83.3	83.7	84.3	84.3	85.3	85.7	87.0	87.0	88.0	88.7
40°	75.3	74.7	74.3	74.0	73.3	73.7	74.0	75.0	75.3	76.0	76.0
42.5°	72.3	71.3	69.7	68.7	67.3	67.3	67.3	67.3	68.3	69.0	69.0
45°	69.7	68.0	66.3	64.7	63.7	63.0	63.3	63.7	64.3	64.7	65.0
47.5°	68.0	65.7	63.0	61.3	60.3	59.7	60.0	60.3	60.3	60.7	61.0
50°	63.3	61.0	58.7	57.0	56.0	55.7	55.7	55.3	55.7	56.0	56.0
52.5°	59.7	57.3	55.3	53.7	52.7	52.7	52.3	51.7	52.0	51.7	52.0
55°	57.7	54.7	52.3	50.7	49.7	49.7	49.0	49.3	49.3	48.7	49.0
57.5°	55.3	52.3	50.3	48.3	47.0	47.0	46.7	47.0	47.3	46.3	46.3
60°	53.0	50.3	48.0	46.3	44.7	45.0	44.7	45.3	45.3	44.3	44.3
62.5°	48.7	46.3	45.0	44.0	42.7	43.0	43.0	44.0	43.0	42.3	42.0
65°	45.3	43.7	41.7	41.7	40.3	41.0	41.0	41.0	40.0	39.7	40.0
67.5°	43.0	41.0	39.7	38.3	37.3	37.7	37.0	37.0	36.7	36.3	37.0
70°	38.7	37.0	36.3	35.0	34.3	33.3	33.0	33.0	33.0	32.7	33.0
72.5°	34.3	33.0	32.3	31.0	30.3	29.7	29.3	29.0	28.7	29.0	29.0
75°	29.0	28.3	27.7	27.0	26.3	26.0	25.7	25.7	25.3	25.0	25.3
77.5°	25.0	24.0	23.7	23.0	23.3	22.3	22.0	22.3	22.3	22.3	22.7
80°	21.3	20.7	20.7	20.0	19.7	19.0	19.3	19.3	19.3	19.3	19.7
82.5°	18.7	18.0	18.0	17.7	16.7	16.0	16.3	17.0	17.0	16.7	17.3
85°	15.3	14.7	14.7	14.3	13.0	12.7	12.3	13.0	13.3	12.7	13.3
87.5°	10.0	9.3	9.0	9.0	7.7	5.3	7.0	7.7	7.7	6.3	7.3
90°	0.0	0.0	0.0	0.0	0.0	0.0	0.0	0.0	0.0	0.0	0.0



REPORT NUMBER: P141540

CATALOG NUMBER: ECM-E01-LED-E1-SLR

CANDELA DISTRIBUTION (continued):

	165°	170°	175°	180°	185°	190°	195°	200°	205°	210°	215°
0°	340.0	340.0	340.0	340.0	340.0	340.0	340.0	340.0	340.0	340.0	340.0
2.5°	341.7	342.3	342.3	343.0	344.3	343.0	342.3	343.3	343.3	343.0	343.0
5°	346.0	347.3	347.7	349.7	350.7	350.0	350.7	351.3	351.7	351.0	351.7
7.5°	351.7	353.3	355.0	357.3	359.3	359.0	360.0	361.3	361.7	361.7	362.3
10°	356.3	358.7	360.3	363.3	365.7	366.3	367.3	369.0	370.7	370.7	372.0
12.5°	357.3	360.0	361.7	364.3	368.3	369.7	372.0	376.0	377.7	379.0	380.0
15°	348.7	351.0	353.3	357.0	361.7	365.7	371.0	376.7	381.7	385.3	386.7
17.5°	326.0	326.3	328.7	334.0	343.7	348.0	354.7	366.3	373.3	380.0	386.3
20°	292.7	299.0	301.3	308.3	317.7	324.3	332.0	342.7	353.3	365.3	376.0
22.5°	263.3	271.7	278.3	286.7	294.3	302.0	311.7	321.0	332.7	344.3	357.0
25°	233.3	241.0	250.3	259.3	268.3	278.0	290.0	300.0	311.7	325.3	341.3
27.5°	204.3	212.3	222.7	233.3	240.7	253.7	263.7	278.3	291.7	306.7	324.7
30°	174.0	181.7	186.7	198.3	208.7	221.7	237.0	251.3	267.3	284.0	305.0
32.5°	141.0	145.7	152.7	160.7	172.7	186.3	202.3	217.7	239.7	260.3	280.3
35°	113.0	115.3	115.0	124.0	129.3	145.7	165.7	180.3	202.3	227.7	254.0
37.5°	89.0	88.7	90.7	92.0	98.7	109.3	125.0	144.0	169.3	196.7	223.0
40°	76.0	76.3	76.7	76.7	78.0	85.0	99.0	118.7	143.0	167.3	196.3
42.5°	70.0	70.7	71.0	71.7	72.3	74.7	84.7	103.0	123.7	149.7	175.7
45°	65.7	66.7	67.7	67.7	68.3	69.0	74.7	88.7	109.3	134.0	161.3
47.5°	62.0	63.0	63.7	64.0	64.7	65.3	68.3	78.0	98.0	120.3	148.7
50°	56.7	57.7	58.3	59.3	59.3	59.3	61.3	68.3	83.7	105.7	133.3
52.5°	52.3	53.0	54.0	54.7	55.0	55.3	56.3	60.3	72.0	92.7	118.7
55°	50.0	50.7	51.7	52.3	53.0	53.3	54.0	55.7	64.0	81.7	106.0
57.5°	47.0	48.0	49.3	50.0	50.7	51.0	51.3	52.0	57.7	71.0	91.0
60°	45.0	46.7	48.3	49.3	49.7	50.0	50.3	49.7	52.0	60.3	76.0
62.5°	42.7	44.3	45.7	47.0	47.3	47.7	48.0	47.0	46.7	50.7	59.3
65°	40.7	41.7	42.7	43.7	43.7	44.0	43.7	42.3	41.3	41.3	45.3
67.5°	38.0	38.7	39.7	40.0	40.0	40.0	39.7	39.3	37.7	37.0	37.7
70°	34.0	35.0	36.0	36.7	36.7	36.3	36.0	35.0	34.3	33.7	34.3
72.5°	30.3	31.7	32.0	32.3	32.0	32.0	32.0	31.3	31.7	31.7	32.0
75°	26.7	27.3	27.3	28.0	28.0	28.0	28.0	28.0	28.7	28.3	28.7
77.5°	22.7	23.0	23.7	23.7	23.7	24.0	24.7	24.7	25.3	25.7	25.7
80°	19.7	19.0	19.0	18.7	19.0	19.7	20.3	21.7	21.7	22.0	22.3
82.5°	15.7	14.3	13.7	14.3	14.3	14.7	16.0	17.3	17.3	18.3	18.7
85°	12.0	10.3	9.0	9.7	9.7	10.3	11.7	12.3	13.3	13.7	13.3
87.5°	7.0	6.0	4.0	3.3	4.0	5.0	5.3	6.0	5.0	5.7	6.0
90°	0.0	0.0	0.0	0.0	0.0	0.0	0.0	0.0	0.0	0.0	0.0



REPORT NUMBER: P141540

CATALOG NUMBER: ECM-E01-LED-E1-SLR

CANDELA DISTRIBUTION (continued):

	220°	225°	230°	235°	240°	245°	250°	255°	260°	265°	270°
0°	340.0	340.0	340.0	340.0	340.0	340.0	340.0	340.0	340.0	340.0	340.0
2.5°	343.7	343.7	342.0	342.0	342.3	343.0	341.3	341.0	341.3	341.0	340.7
5°	352.7	351.7	351.3	350.7	350.3	351.0	349.3	349.3	349.0	348.3	347.3
7.5°	362.7	362.0	361.3	360.7	360.0	360.3	358.7	358.3	358.0	357.7	356.7
10°	372.0	371.0	370.3	368.7	367.3	366.0	362.7	361.7	360.7	360.0	359.7
12.5°	379.7	378.7	376.3	373.3	371.3	368.0	365.3	363.0	362.0	361.0	361.3
15°	387.0	385.0	382.0	378.3	376.3	373.0	371.0	370.0	369.3	368.7	369.3
17.5°	389.3	390.0	388.3	387.3	386.0	384.7	385.0	386.0	388.0	388.0	388.0
20°	385.0	392.3	397.0	400.7	403.7	405.7	406.0	407.0	409.3	410.3	415.3
22.5°	374.7	393.7	409.3	422.0	430.0	432.7	435.7	439.0	439.3	440.3	445.0
25°	365.0	392.7	416.0	436.0	454.7	467.7	475.0	481.7	483.3	484.7	484.7
27.5°	348.0	378.7	408.7	435.3	461.0	482.7	499.7	517.0	529.0	533.3	539.7
30°	330.0	362.3	393.3	427.0	459.7	490.0	520.7	548.7	568.3	583.0	594.7
32.5°	307.3	342.3	377.7	414.3	453.3	491.3	532.3	573.0	610.3	639.7	657.7
35°	283.7	320.3	357.0	397.3	441.3	487.3	539.7	593.7	643.7	691.3	732.3
37.5°	257.7	292.3	332.3	378.3	425.7	480.7	541.7	608.7	678.0	746.3	799.3
40°	228.0	261.7	300.3	348.7	406.0	468.0	540.7	620.3	707.3	792.3	877.7
42.5°	207.7	238.7	275.7	324.3	382.7	453.7	536.7	631.0	734.0	839.3	946.7
45°	192.3	222.7	259.0	305.7	365.0	439.7	535.3	643.0	762.0	882.7	1008.0
47.5°	179.0	210.3	245.3	291.3	348.7	427.0	532.3	653.0	785.3	916.0	1061.3
50°	166.0	198.0	234.0	280.3	336.7	413.3	525.7	662.0	807.3	950.7	1105.3
52.5°	151.7	183.3	222.0	269.3	329.0	404.7	518.7	669.3	828.7	987.7	1151.0
55°	136.3	168.3	206.3	256.3	318.7	398.0	511.7	674.0	851.0	1021.0	1192.0
57.5°	119.7	151.7	188.7	239.7	306.0	389.0	504.0	673.7	867.3	1052.3	1236.3
60°	99.3	128.3	165.0	216.3	284.0	376.3	497.7	671.0	879.0	1080.0	1285.7
62.5°	75.7	100.3	134.0	182.0	252.3	352.0	481.0	659.7	880.3	1100.0	1326.7
65°	54.0	67.3	94.0	142.0	200.3	297.7	440.7	629.7	858.3	1085.7	1330.3
67.5°	41.3	48.7	61.7	90.3	142.0	226.7	371.3	562.3	790.0	1009.3	1269.0
70°	35.7	39.3	46.3	59.0	89.0	147.0	263.0	444.3	650.7	868.3	1090.0
72.5°	33.0	35.3	39.7	46.0	56.7	86.7	162.0	298.7	478.0	662.0	856.0
75°	30.3	32.7	36.0	40.0	45.3	58.0	88.3	175.7	295.0	437.3	575.3
77.5°	27.0	29.0	33.3	37.0	40.3	45.3	56.3	97.7	162.3	261.7	344.3
80°	22.7	24.7	28.0	33.7	37.0	40.3	44.0	60.0	89.7	135.3	176.7
82.5°	18.7	19.7	22.3	27.3	30.3	32.0	33.0	39.0	51.0	66.7	97.3
85°	13.0	13.0	15.0	17.7	20.0	18.7	19.0	20.0	26.3	37.0	74.7
87.5°	5.0	3.7	4.7	5.7	5.7	5.3	6.3	6.0	8.3	15.7	21.3
90°	0.0	0.0	0.0	0.0	0.0	0.0	0.0	0.0	0.0	0.0	0.0



REPORT NUMBER: P141540
 CATALOG NUMBER: ECM-E01-LED-E1-SLR

REPORT N
 CATALOG

CANDELA DISTRIBUTION (continued):

CANDELA

	275°	280°	285°	290°	295°	300°	305°	310°	315°	320°	325°	
0°	340.0	340.0	340.0	340.0	340.0	340.0	340.0	340.0	340.0	340.0	340.0	0°
2.5°	340.7	340.7	340.3	340.0	339.7	339.7	339.0	340.0	339.7	340.0	340.3	2.5°
5°	347.7	347.0	346.3	345.7	345.7	345.0	344.0	343.7	342.3	342.0	341.0	5°
7.5°	357.7	357.7	357.7	357.0	355.7	354.0	352.0	350.7	347.0	344.3	341.3	7.5°
10°	360.3	361.0	361.3	361.7	360.3	360.0	357.7	355.0	350.7	346.7	342.7	10°
12.5°	361.3	362.7	363.0	363.3	362.3	361.7	359.3	357.7	354.0	350.0	348.0	12.5°
15°	370.7	373.0	375.7	375.3	378.3	375.0	373.0	373.3	369.3	365.0	363.7	15°
17.5°	394.7	395.7	401.3	401.7	406.3	407.7	404.3	400.7	398.3	395.7	390.0	17.5°
20°	420.7	428.0	430.0	440.0	444.7	447.0	447.3	447.3	443.0	431.3	426.7	20°
22.5°	449.0	460.0	472.0	478.3	488.0	489.3	494.3	491.3	488.0	479.0	468.3	22.5°
25°	494.7	501.0	511.7	527.7	532.3	542.0	540.0	544.3	537.0	521.3	515.0	25°
27.5°	545.7	556.7	571.7	586.7	593.3	604.0	597.3	604.0	592.0	587.7	572.3	27.5°
30°	601.3	616.3	643.0	661.7	675.3	682.7	678.3	674.7	671.3	663.3	662.3	30°
32.5°	669.7	687.7	713.0	737.3	761.3	786.3	792.3	797.7	810.0	785.7	762.0	32.5°
35°	754.0	767.7	796.0	824.0	857.0	888.3	940.0	953.0	936.3	907.3	869.3	35°
37.5°	836.3	867.3	895.7	929.0	953.7	989.7	1012.7	1038.3	1024.3	997.3	953.7	37.5°
40°	937.3	979.3	1018.0	1059.0	1087.0	1115.0	1158.3	1186.3	1183.7	1150.0	1091.0	40°
42.5°	1030.0	1096.7	1160.7	1191.3	1228.7	1279.3	1311.3	1356.0	1359.0	1320.0	1245.0	42.5°
45°	1127.0	1204.7	1282.7	1343.0	1374.7	1437.3	1510.7	1559.3	1574.3	1500.0	1423.3	45°
47.5°	1203.0	1324.0	1428.7	1493.0	1552.0	1616.7	1711.0	1781.3	1775.3	1675.0	1573.7	47.5°
50°	1269.7	1423.7	1550.3	1656.3	1727.0	1801.7	1926.0	2010.0	1980.7	1853.0	1726.3	50°
52.5°	1330.0	1510.7	1667.3	1798.7	1881.0	1987.7	2144.7	2218.0	2134.7	2011.3	1854.7	52.5°
55°	1385.3	1589.3	1771.3	1929.3	2056.3	2194.0	2341.3	2391.7	2273.0	2120.7	1976.7	55°
57.5°	1436.3	1662.3	1867.0	2056.7	2227.0	2391.3	2519.7	2523.0	2374.0	2205.0	2067.7	57.5°
60°	1497.7	1729.3	1967.0	2188.7	2396.3	2567.0	2642.0	2618.3	2439.0	2268.0	2130.3	60°
62.5°	1557.0	1789.7	2048.7	2315.7	2566.0	2715.0	2730.0	2680.0	2483.7	2297.3	2177.3	62.5°
65°	1586.3	1835.7	2094.3	2396.3	2698.7	2803.3	2785.0	2706.7	2501.7	2301.7	2189.3	65°
67.5°	1543.3	1792.7	2050.7	2361.3	2698.0	2797.7	2750.3	2655.7	2458.0	2242.7	2133.7	67.5°
70°	1385.0	1626.7	1837.0	2129.3	2508.0	2606.3	2535.3	2441.7	2276.3	2065.7	2016.0	70°
72.5°	1165.3	1344.7	1520.7	1736.7	1996.3	2082.3	1988.7	2035.3	1992.7	1788.7	1743.3	72.5°
75°	874.7	1042.3	1111.0	1177.3	1356.7	1408.0	1372.0	1532.0	1575.7	1490.7	1375.0	75°
77.5°	572.3	748.3	761.0	762.3	835.7	934.0	1064.3	1230.7	1313.3	1275.0	1134.7	77.5°
80°	333.7	527.3	471.7	453.7	518.7	628.3	800.3	1008.7	1118.0	1126.0	992.0	80°
82.5°	167.7	330.7	286.3	283.3	320.0	401.0	526.7	643.0	785.3	792.0	809.7	82.5°
85°	130.3	227.3	232.7	252.3	278.0	311.7	321.0	341.7	421.0	494.3	513.3	85°
87.5°	67.7	167.3	197.3	229.7	226.7	185.7	156.7	169.0	196.7	207.3	269.3	87.5°
90°	0.0	0.0	0.0	0.0	0.0	0.0	0.0	0.0	0.0	0.0	0.0	90°



NUMBER: P141540

NUMBER: ECM-E01-LED-E1-SLR

DISTRIBUTION (continued):

330°	335°	340°	345°	350°	355°	360°
340.0	340.0	340.0	340.0	340.0	340.0	340.0
339.7	340.3	340.0	340.3	340.7	340.7	340.3
339.3	339.0	337.7	337.0	337.0	336.3	336.0
337.3	335.0	331.7	329.7	328.3	327.3	325.7
337.7	333.7	329.3	326.3	323.3	321.3	319.3
342.0	337.0	333.0	328.3	326.0	323.3	321.0
357.0	350.3	345.7	341.3	338.7	336.7	334.7
381.0	373.0	365.3	361.3	356.7	353.3	353.0
413.3	401.7	391.7	382.7	378.3	373.0	372.0
450.0	433.0	422.3	412.3	406.3	400.0	400.3
496.7	479.7	462.3	452.0	443.3	444.3	443.3
552.7	539.3	519.3	506.7	504.0	493.7	486.0
640.0	620.0	595.7	573.0	558.7	541.7	525.7
725.7	688.7	656.3	634.3	616.0	591.0	566.0
810.3	767.7	737.7	719.0	690.7	655.7	616.7
911.0	883.0	861.7	816.0	775.7	722.0	663.0
1056.3	1021.0	970.0	912.0	853.7	777.7	697.0
1201.0	1158.3	1087.0	1001.7	918.0	826.3	723.7
1358.0	1275.7	1182.7	1079.3	976.3	862.7	742.0
1481.7	1379.0	1263.0	1139.0	1022.7	892.7	758.0
1608.0	1484.0	1338.3	1198.7	1064.7	917.0	774.0
1707.3	1569.0	1415.3	1253.0	1103.7	944.3	796.0
1806.7	1653.7	1484.3	1307.3	1152.0	982.3	829.0
1889.3	1730.3	1551.0	1366.7	1208.0	1033.0	883.0
1998.3	1838.0	1629.3	1437.0	1271.3	1102.0	951.3
2102.0	1964.3	1738.3	1519.7	1348.7	1180.0	1029.0
2170.3	2107.0	1850.0	1602.7	1421.3	1253.0	1097.3
2171.7	2197.7	1967.7	1670.0	1489.3	1332.3	1153.3
2119.3	2210.3	1992.7	1676.0	1521.7	1367.7	1182.7
1938.3	2054.3	1843.0	1557.7	1461.7	1340.0	1150.3
1499.3	1583.3	1474.0	1320.3	1323.7	1252.7	1023.7
1038.0	1117.3	1025.3	992.7	1065.7	1026.0	764.3
786.3	684.0	648.0	665.3	756.3	752.0	480.7
700.3	517.7	429.3	450.7	534.0	487.7	267.7
574.3	516.3	431.7	390.3	407.0	333.0	183.0
330.7	377.7	307.7	290.0	252.3	150.0	74.3
0.0	0.0	0.0	0.0	0.0	0.0	0.0

(END OF REPORT)